

CF-9



Radial Lead Former

Forms *Taped* Radial Leaded Components

- GPD's CF-9 forms and cuts 2 and 3-leaded components precisely and repeatedly in standard and special forms.
- Built to be rugged and low maintenance.

The CF-9 Radial Lead Former forms and cuts 2- and 3-leaded taped radial components such as TO-92s, capacitors, transistors, LEDs, etc. - precisely and repeatedly, in standard and special forms.

This machine is capable of forming and cutting up to 25,000 parts per hour with its variable speed motor. Its two die stations are independently adjustable and feature micrometer scales with display increments to 0.001" (0,025 mm).

Dies are easily replaced in minutes, minimizing the change-over time from one set up to another.

The CF-9 is built to be rugged with sealed ball bearing shaft assemblies for low maintenance.

GPD **Global**®

611 Hollingsworth Street, Grand Junction, CO 81505
tel: +1.970. 245.0408 • fax: +1.970. 245.9674 • email: request@gpd-global.com • web: www.gpd-global.com

CF-9 Features

Micrometer Adjustment Included with Every CF-9


Display increments to 0.001" (0,025 mm) \pm 0.002" (0,05 mm) repeatability. This adjustment allows the operator to quickly set up the CF-9 to the correct setting for forming and/or cutting radial component leads.

Component Forming Dies


CF-9 component forming dies are precisely manufactured and are available to form two-leaded components with center-to-center dimensions up to 0.400" (10,16 mm) as well as 3-leaded TO-92 transistors.

CF-9 component forming dies can be ordered to form a wide variety of component shapes. Both common and special configurations can be produced by using CF-9 component forming dies.

All CF-9 dies will also work on the GPD CF-10 Loose Radial component Lead Former.



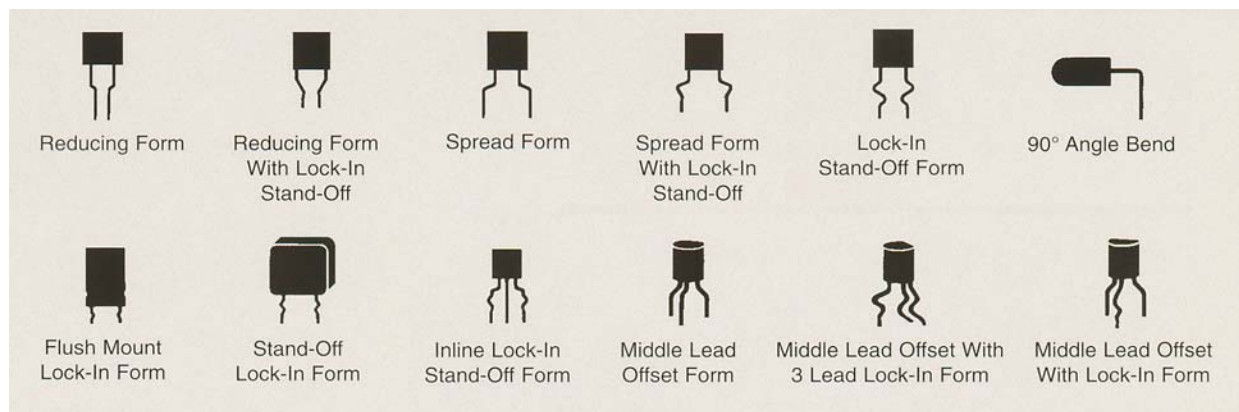
Micrometer adjustment



Examples of CF-9 dies and knives

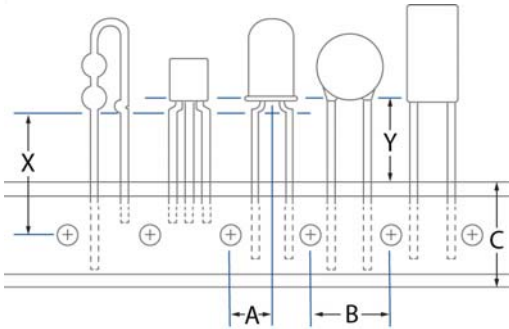
Component Forms

A few of the most common forms:



Specifications

Taping Specifications



GPD CF-9 Limits

Symbol	Definition	inches	mm
X	Height to seating plane (formed leads)	.655 ± .010	16,64 ± 0,25
Y	Operating Clearance - seating plane (straight leads)	All dies except style 8A	.300 minimum 7,62 minimum
		8A style die	.350 minimum 8,89 minimum

E.I.A. Limits

Symbol	Definition	inches	mm
A	Component centering	.250 ± .012	6,35 ± 0,30
B	Sprocket hole pitch	.500 ± .012	12,70 ± 0,30
C	Carrier tape width	.710 + .039 to -.020	18,00 + 1,00 to -0,50

CF-9 Specifications



Standard CF-9

- Height 12.00" (304,80 mm)
- Length 13.25" (336,55 mm)
- Width 13.50" (342,90 mm)
- Power:
 - 120 volt, 60 Hz, 5 amps
 - 230 volt, 50/60 Hz, 2.5 amps
- Weight 58 lbs (26,31 kg)
- Optional:
 - Electronic Counter, 120 volt, 60 Hz or 230 volt, 50/60 Hz
 - Spare Parts Kit

CF-9 with Reel Holder

- 18.62" (472,95 mm)
- 13.25" (336,55 mm)
- 28.00" (711,20 mm)

Optional Equipment

Electronic Counter

The pre-determining/totalizing counter detects even the smallest component unerringly. When connected in the pre-determining mode, the counter stops the machine when the pre-set count is reached.



Spare Parts Kit



GPD Global®

611 Hollingsworth Street, Grand Junction, CO 81505
 Tel: +1.970.245.0408 • Fax: +1.970.245.9674 • request@gpd-global.com • www.gpd-global.com

Specifications are subject to change without notice
 Rev. 02/2026