

# **GPD Global**<sup>®</sup>

Precision Dispensing Systems

## Dispensing Systems & Pumps



**GPD Global**<sup>®</sup>  
Precision Dispensing Systems

# Next Generation Advanced Dispenser

## UltraMAX

### Accuracy & High Speed Solder Paste Jetting



The UltraMAX™ is a next-generation high-speed solder paste jetting dispenser engineered to deliver exceptional performance across a wide range of advanced fluid dispensing applications, including:

- Solder Paste
- Conductive Adhesive
- SMT Adhesive
- LED Encapsulation
- Potting Compounds
- and more...


### Unmatched Stability and Accuracy

At the core of the UltraMAX™ system is a robust, molded unibody frame that ensures extraordinary mechanical stability and consistent jetting precision. Designed for demanding electronics manufacturing environments, UltraMAX™ combines innovation and durability to deliver unmatched dispensing accuracy - even at maximum throughput.

Basic Specifications For UltraMAX	
Work Area	355 mm × 355 mm (14" × 14")
Heat	Non-heated System
Accuracy*	±0.012 mm (±.0005")
Repeatability (per axis)	±0.008 mm (±.0003")
Pump Speed*	Up to 1,080,000 dots/hr with jet pump (37,500 components/hr)
Encoder	1 μm, Linear
Gantry Type	X & Y - Linear, Z - Rotary
Gantry Linear Speed	1.5 m/sec (59"/sec)
Gantry Acceleration	2 g or 20 m/s <sup>2</sup>
Field of View (camera X,Y)	11 x 8 mm
*With system mapping over standard work area	

# UltraMAX - Specifications

UltraMAX Gantry



Board Handling & Transport	
Board thickness	0.5 - 12.5 mm (0.02 in - 0.5 in)
Overboard clearance	25 mm (1 in)
Underboard clearance	25 mm (1 in)
Board edge clearance - top	0 - 5 mm (0.0 in - 0.2 in)
Board edge clearance - bottom	5 mm (0.2 in)
Board transport height (SMEMA)	930 - 975 mm (36.6 in - 38.4 in)
Direction of transport	Left to right, right to left
Maximum board/product weight	10 kg

Air & Ventilation	
Pressure, clean dry air	552 kPa (80 psi)
Flow rate(max)* = sum of flow for each system present	<ul style="list-style-type: none"> <li>Machine 113 l/min @ 600 kPa (4CFM @ 87 psi)</li> <li>Vacuum 113 l/min @ 600 kPa (4CFM @ 87 psi)</li> </ul>
Exhaust port diameter (per port)	101.6 mm (4 in)
Flow rate per port	7.079 l/min (250 CFM)
Air fitting thread	¼ in NPT
‡Customer supplies connecting hardware	
‡Customer supplies ducting to exhaust port	

Power	
Voltage	208-240 VAC, single phase
Frequency	50/60 Hz
Amperage (max)	30 amps @ 230 volts

Software
Powered by Windows 11
DFX and Gerber file import
Pre-configured component library
Real-time on-screen process visualization
Bad board exclusion using fiducials and bad marks
Automatic conveyor width adjustment
Built-in optimization & cycle time management tools
SECS/GEM communication compatibility
Intuitive recipe creation with user-friendly programming

# Fully Automated Dispense Systems

## MAX

### NON-HEATED Dispense Applications Demand This Precision Dispensing System



The MAX is the premier dispensing platforms in the GPD Global® Dispensing line up. These dispense systems are capable of a wide variety of dispense applications including:


- MicroVolume,
- Solder Paste
- Conductive Adhesive
- LED Encapsulation
- Surface Mount Adhesive
- Encapsulations, and Masks
- and more...

Accuracy of the MAX is the highest in the industry at  $\pm 0.025$  mm ( $\pm 0.001$ " ). MAX systems are available in either stand-alone or inline configurations.

Basic Specifications For MAX	
Work Area (X, Y, height): 2 pump station 1 pump station	305 mm x 305 mm 83 mm (12" x 12" x 3.25") 305 mm x 305 mm 83 mm (12" x 12" x 3.25")
Number of Pumps	1 or 2
Accuracy	$\pm 0.025$ mm ( $\pm 0.001$ " )
Configurations	Inline Conveyor System or Stand-Alone System
Standard Features	• Automatic Vision • Automatic Calibration • Nozzle Cleaner
Heat: Maximum Temperature Heated Zones	Not applicable Not applicable

# MAX II

## HEATED Dispense Applications Demand This Precision Dispensing System



When heat is required on the substrate or fluid, the MAX II delivers. With an available **3 zones of heat** for inline systems as well as fluid heating, your process will be completely under control.

For batch applications, the **work table is heated** and can be customized for your product. In both system configurations, heat is transmitted via heated vacuum fixtures or via forced air.

The PCD dispense pump is a perfect match for heated applications as the volume of dispensed fluid will not vary, even when the viscosity changes, and will not drip or drool.



Basic Specifications For MAXII	
Work Area (X,Y, height): 2 pump station 1 pump station	305 mm x 305 mm 83 mm (12" x 12" x 3.25") 305 mm x 305 mm 83 mm (12" x 12" x 3.25")
Number of Pumps	1 or 2
Accuracy	±0.025 mm (±0.001")
Configurations	Inline Conveyor System or Stand-Alone System
Standard Features	• Automatic Vision • Automatic Calibration • Nozzle Cleaner
Heat: Maximum Temperature Heated Zones	150° C maximum 3 Heated Zones

# Fully Automated for Large Products

## DS Series

For Applications that Demand Large Board Processing and/or Versatility


The DS Series of dispensers is a robust, large format platform designed to handle all types of applications with ease. Ideal for dispense applications utilizing adhesive, solder paste, conductive adhesive, potting compounds, and more.

DS Series systems are compatible with all GPD Global® dispense pumps. For the utmost in versatility and capability the DS Series is able to handle up to 3 different dispense pumps. The system is able to toggle between each of the pumps in a single program.

### Standard Features

- Automatic Vision for product alignment.
- Fully automatic XYZ nozzle calibration.
- Automatic nozzle cleaner.
- Contact surface sensor included.
- Optional laser surface sensor for sensitive applications.
- Easy switching between laser and contact sensors for different applications.

*Each DS Series platform can handle up to three different pumps or tools. The large work area in these systems can handle most processes.*



The DS Series is highlighted by its **large work area**, up to 609 mm x 609 mm (24" x 24"), the largest standard platform in the industry. Available in standalone or inline it can be configured to meet your production needs.

**Heating for large boards** is available in the DS Series. Inline configurations are available with 3 zones of heat. When configured as a stand-alone system, the entire work table may be heated and include vacuum or forced air.

### Add-On Options

- **Real Time Process Control (FPC)** - Maximizes pump performance through real-time pressure monitoring and adjustment, maintaining consistent fluid feed from full to empty reservoirs for accurate dots, lines, and area fills.
- **Process View Camera** - Displays dispense process at dispense tip on a separate monitor. Camera can look at all three tips.
- **Process Calibration Weight Scale** - Calibrates a pump to a programmed flow rate.
- **Additional Needle Cleaners** - To avoid nozzle contamination for multi-materials / liquid processes.
- **Tandem Operation** - Increases throughput for consistently spaced products using two synchronized pumps with adjustable pitch and offset. Both pumps dispense simultaneously, while a single pump can be enabled for odd-numbered product arrays.



Basic Specifications for DS Series	
Work Area (X, Y)	609 mm x 609 mm (24" x 24")
Number of Pumps	Up to 3 mounted
Accuracy	±0.038 mm (±0.0015")
Configurations	Inline or Stand-alone
Standard Features	<ul style="list-style-type: none"> <li>• Automatic Vision</li> <li>• Automatic Calibration</li> <li>• Nozzle Cleaner</li> </ul>
Heat: Maximum Temperature Heated Zones	150° C maximum Single Heated Zone + optional Pre-Heat & /or Post-Heat modules. Fluid/Pump heat available

# Programming Made Easy

## UltiPath - Maximize Gantry Efficiency

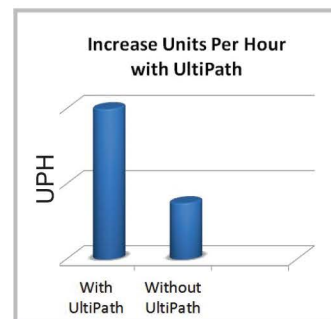
Programming multi-pass operations has never been easier

UltiPath dispense optimization, a standard feature of GPD's FLOWare® software since 2009, **increases throughput via continuous gantry motion** and **reduces programming time for multi-pass applications** such as underfill.

When products include multiple component sizes and varying process requirements, optimizing gantry efficiency becomes complex. UltiPath removes this complexity by allowing operators to define each component's passes and delay timing individually.

Operators only need to assign a single dispense routine per component at the correct X,Y location. During runtime, **UltiPath automatically selects the best route for the gantry.** and selects the next ready operation after each pass to maintain maximum efficiency.

Additionally, if operations or delays need adjustment, the operator simply updates the specific component and UltiPath automatically adapts- eliminating manual point shifting.



## Data Translator

### Quick & Accurate Conversion

The import files for our dispense platforms are highly flexible, allowing **easy creation of dispensing data from pick-and-place or other mechanical data, or manual program creation.**

Offline dispensing programs can be built using a minimal GPD-defined "generic" format:

- generalized comma-delimited form.
- contain only data significant to the operation, and allow all other data to default.

Data defaults can be added after import rather than included with the data. After a trial run, the dispensing program can be fine-tuned. Contact the GPD Global Service Department for more information.

## Networking

### Interface Protocols

SECS/GEM (SEMI Equipment Communications Standard)/(Generic Equipment Model) is a set of interface protocols used with equipment-to-host data communications.

These standards provide a standard definition for equipment to follow when communicating with host data collection systems. In an automated production environment, the SECS/ GEM interface can start and stop equipment processing, collect data, change process parameters, and select recipes for different products based on bar-code driven data.

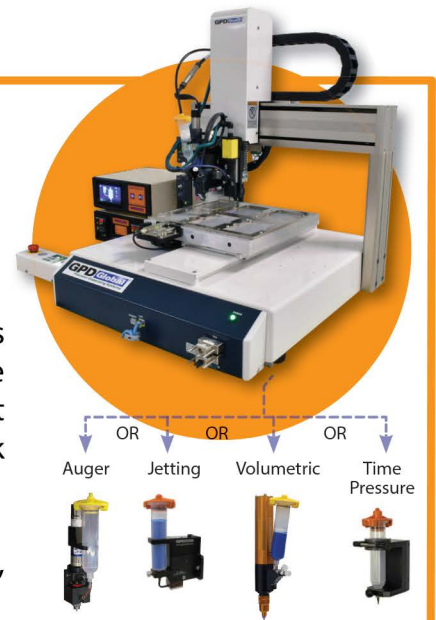
# Benchtop Dispensing

## Catalina Series

### Table Top Dispense System

The compact, full-featured Catalina Table Top Dispense System handles both simple and complex applications. Standard features include automatic vision, automatic nozzle calibration, and laser non-contact surface sensing. Tilt and rotate models, along with an optional heated work area, are available to meet production requirements.

Catalina provides accurate, repeatable dispensing for solder pastes, glues, encapsulants, gasketing, underfills, conductive adhesives, and more.



### Easy Programming

Programming is completed via computer using user-friendly graphic editing to quickly create dispense paths. For complex path programming, AutoCAD DXF files can be imported, and a laser can trace uneven surfaces for automatic dispense height adjustment.

### Standard Features

User-friendly Windows® software features simple point-based teaching, automatic camera alignment and positioning, on-screen dispense path editing, DXF import for complex programming, and flexible I/O connectivity for advanced equipment integration.

### Add-On Options

- Real Time Process Control(FPC) for pumps
- Heated work area up to 120° C (248 F°)
- Fluid Level Detect
- Contact Surface Sensor
- Laptop computer or Teaching Pendant

Basic Specifications for Catalina Series				
Specification		Catalina	Catalina TR	Catalina Mini
Dispense Pump Capacity		Single		
Height Sensing		Contact or non-Contact (Laser)	Non-Contact (Laser)	-
Work Area	X, Y, Z Axes	400 x 400 x 150 mm		200 x 200 x 50 mm
	R-Axis (rotation)	-	±360°	-
Speed, maximum Point to Point	X & Y Axes	800 mm/sec (31.5"/sec)		700 mm/sec (27.56"/sec)
	Z Axis	400 mm/sec (15.75"/sec)		250 mm/sec (9.84"/sec)
	R-Axis (rotation)	-	900°/sec	-
Speed, maximum Continuous Path		850 mm/sec (33.46"/sec)		600 mm/sec (23.62"/sec)
Resolution	X, Y, Z Axes	0.001 mm		
	R-Axis (rotation)	-	±0.01°	-
Repeatability	X & Y Axes	±0.007 mm	±0.01 mm	±0.006 mm
	Z Axis	±0.007 mm	±0.01 mm	±0.006 mm
	R-Axis (rotation)	-	0.008°	-
Interpolation Function		3D linear and arc		
Data Storage		On-board and backed up via PC Software when connected and downloaded		
Footprint (W x D x H) (excludes protrusions)		651 x 668 x 715 mm (25.6" x 26.3" x 28.1")	651 x 668 x 844 mm (25.6" x 26.3" x 33.2")	323 x 387 x 554 mm (12.7" x 15.2" x 21.4")
Drive System		5 phase pulse/stepping motor		
Programming Method and Teaching		Easy point-based teaching for all axis movement. Able to set point jobs and various parameters. Remote Teaching (JOG) / Manual Data Input (MDI) PC Teach / Graphic Edit		
Automatic Vision		Standard		-

*Catalina TR model has Tilt-and-Rotate feature*



# Award-Winning Fluid Dispense Pump

## PCD Pump

It's Not an Auger –  
It's Continuously Volumetric Dispensing

PCD Technology revolutionizes fluid dispensing with proprietary progressive cavity technology for continuous volumetric control. Ideal for **low-to-mid/high viscosity fluids**, it delivers repeatable results with no drip or drool throughout the fluid's entire pot life.



### No Drip or Drool

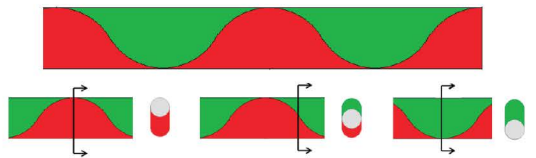
even with Water Under Pressure,  
plus a Wide Viscosity Range



### Progressive Cavity

The primary components of a PCD are a single helix rotor and dual helix stator. The rotor rotates inside the stator, creating fluid cavities that are 180 degrees out of phase. As the rotor turns, the cavities move through the stator, producing volumetric dispensing based on rotor rotation.

At any point in rotation of the rotor, the slice of fluid has a constant dimension.



### Volumetric Pump for Integration

The PCD4 volumetric pump may be used in a stand-alone, laboratory environment or integrated into other systems through a **fully programmable controller**. The controller allows the pump to be programmed in 1 of 3 modes: Volumetric, Time, or Start/Stop.

PCD4 Integration Kit

Your robot



PCD4 with Stand  
for Bench or Manual  
Operations

Basic Specifications: PCD3L, PCD4L, PCD6, PCD7				
	PCD3L	PCD4L	PCD6	PCD7
Theoretical Flow Rate	0.12-1.48 ml/min*	0.5-6.0 ml/min*	1.4-16.0 ml/min*	5.3-60.0 ml/min*
Minimum Dispensing Amount	0.001 ml	0.004 ml**	0.015 ml	0.06 ml
Priming Volume	≈ 1.5 cc		≈ 4 cc	≈ 4 cc
Wetted Materials	HD-POM, Stainless Steel, Anodized Aluminum			
*Volume flow dependent on viscosity and primary pressure.				
**Reference medium approximately 1.000 mPas at 20° C.				

# Jetting Simplified

## NCM5000 Jetting Pump

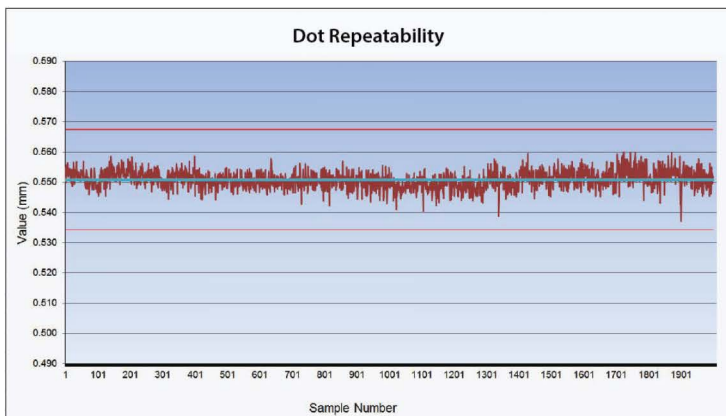
Compatible with Wide Range of Fluids

Jetting pumps are excellent for dispensing small volumes of fluid at high rates of speed. The NCM5000 Jetting Pump delivers high-speed, small-volume dispensing down to 2 nl with simple setup, easy cleaning, and reliable pneumatic operation.

The NCM5000 **dispenses a wide range of fluids**, including UV curables, SMT glue, underfills, and LED encapsulants. It supports 75–200  $\mu\text{m}$  nozzles in flat or capillary styles, available in ceramic or carbide.



### Nozzle Selection



Description	Part No.
Carbide Nozzle Plate, 75 $\mu\text{m}$	2650-0227
Carbide Nozzle Plate, 100 $\mu\text{m}$	2650-0153
Carbide Nozzle Plate, 125 $\mu\text{m}$	2650-0132
Carbide Nozzle Plate, 150 $\mu\text{m}$	2650-0133
Carbide Nozzle Plate, 200 $\mu\text{m}$	2650-0134
Ceramic Nozzle Plate, 75 $\mu\text{m}$	2650-0135
Ceramic Nozzle Plate, 125 $\mu\text{m}$	2650-0136
Ceramic Nozzle Plate, 200 $\mu\text{m}$	2650-0137
Ceramic Capillary Nozzle Plate, 75 $\mu\text{m}$	2650-0249
Ceramic Capillary Nozzle Plate, 125 $\mu\text{m}$	2650-0251
Ceramic Capillary Nozzle Plate, 200 $\mu\text{m}$	2650-0253

### Upgrade Your System to Jetting

An offline controller is available for non-GPD Global platforms. The pump can be operated manually, through a robot, or by an external control system, with up to 6 remotely selectable program sets. The controller kit includes the controller and cables for operation. Plug and go!



### Easy Setup & Cleaning



The NCM5000 is easy to maintain, with just three main components: the main body, diaphragm, and nozzle plate. Wetted parts are easily removed and cleaned by hand or with an ultrasonic cleaner.

# Small Volume & High Viscosity Pumps


## Precision Auger

### Performance of Three Auger Pumps in One

GPD Global Precision Auger is encoder-controlled for accurate dispensing of pastes and mid-to-high viscosity fluids. Its carbide-machined auger and cartridge assembly provide long life and wear resistance.

Dispense capabilities change easily with interchangeable auger/cartridge assemblies, available in ultra-small, standard, and high-volume configurations.

- With the smallest 062 auger, the pump dispenses solder paste down to 0.005" (125 µm) - reaching precision levels previously not possible.
- Standard dispensing uses the 105 auger, achieving deposit diameters as small as 0.010" (254 µm). Multiple auger depths are available for process optimization.
- The highest level of flow rate is achieved with the 186 auger. Use this auger for glob top, encapsulation, or thermal interface applications.



## Dispense Nozzles

Precision Auger Pumps use precision nozzles to deliver **highly controlled fluid dispensing for both small and large volumes**. A large feedway reduces internal pressure and improves flow control. Nozzles are made from carbide or ceramic and are available down to 0.002" (50 µm). They can also be used with luer needles via an adapter.

Precision Nozzles 062 & 105 Auger Stainless Steel		
Internal Dia.	Gauge	Part No.
0.1016 mm / 0.004"	32 G	221BL32018A
0.127 mm / 0.005"	31 G	221BL31001A
0.15 mm / 0.006"	30 G	221BL30001A
0.18 mm / 0.007"	28 G	221BL28004A
0.21 mm / 0.008"	27 G	221BL27005A
0.25 mm / 0.010"	25 G	221BL25007A
0.33 mm / 0.013"	23 G	221BL23006A
0.41 mm / 0.016"	22 G	221BL22005A
0.51 mm / 0.020"	21 G	221BL21006A
0.5969 mm / 0.0235"	20 G	221BL20003A
0.84 mm / 0.033"	18 G	221BL18007A

Precision Nozzles 186 Auger Stainless Steel		
Internal Dia.	Gauge	Part No.
0.18 mm / 0.007"	28 G	221BL28E03A
0.20 mm / 0.008"	27 G	221BL27E03A
0.25 mm / 0.010"	25 G	221BL25E04A
0.33 mm / 0.013"	23 G	221BL23E04A
0.41 mm / 0.016"	22 G	221BL22E04A
0.51 mm / 0.020"	21 G	221BL21E05A
0.58 mm / 0.023"	20 G	221BL20E03A
0.72 mm / 0.028"	19 G	221BL19E03A
0.84 mm / 0.033"	18 G	221BL18E04A
1.07 mm / 0.042"	17 G	221BL17E01A
1.19 mm / 0.047"	16 G	221BL16E01A
1.37 mm / 0.054"	15 G	221BL15E01A
1.60 mm / 0.063"	14 G	221BL14E01A
1.80 mm / 0.071"	13 G	221BL13E01A
2.16 mm / 0.085"	12 G	221BL12E01A
2.39 mm / 0.094"	11 G	221BL11E01A

Contact GPD Global for additional needle configurations and materials.

## Offline Pump Control

Precision Auger Pump performance integrates with your existing system via an offline controller, which enables full programming of dispensing parameters including acceleration, deceleration, speed, and dot size.

Easily interface with the controller via external signals to select multiple recipes or enable remote programming when connected to a computer.

### Pump Controller



# Real Time Process Control

## Real Time Process Control with FPC

### Why Settle for Less than Optimal Performance?

Patented

No other method adjusts the dispense process in real time during operation - maximizing the precision of the pump's fine mechanics and control systems.

Real-Time Process Control (FPC) improves dispense pump repeatability by **monitoring and adjusting the dispense process in real time for optimal pump performance.**

#### FPC automatically Monitors & Adjusts fluid fed into pump

- Avoid starving and over pressurizing the pump reservoir.
- Consistent fluid supply enables higher repeatability over longer periods.

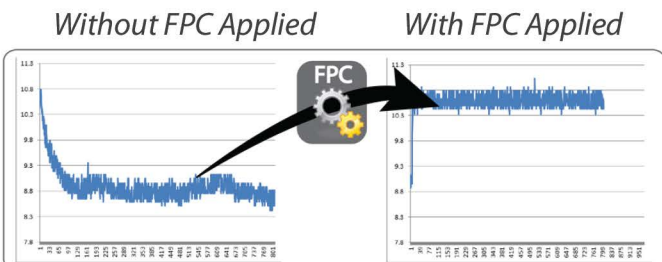


### Compatibility and Integration

- FPC hardware is compatible with dispense technologies such as Auger, Jetting, and Time Pressure.
- Requires no programming or changes to the dispense routine.
- To reduce rework and rejected product:
  1. Interface the controller with a simple input from your system.
  2. Supply electricity and air.
  3. Set the desired feed pressure.

### Integrate FPC for Uniform Dispense Results

#### Dispensed Weight Testing



### Results of Real Time Process Control

- Patented FPC system monitors incoming fluid pressure in real time.
- FPC automatically maintains constant feed pressure for uniform dispensing without operator intervention.



# Optimize Both: Flow & Control

## Time-Pressure Dispensing

Simple & Versatile Function Across Wide Viscosities

- Dispense lines, fills, and dots
- Great for short pot-life material
- Ideal for handheld use
- Disposable wetted parts
- No cleaning required
- Handles a wide range of viscosities



### Simple & Versatile Dispensing

Operator dispenses fluid using pulsed air in two modes:

- Pulsed Mode - footswitch or start button activates dispensing for a set time.
- Start/Stop Mode - system continues to apply air to the reservoir until the operator removes the input signal.

Simple & Versatile



### Advanced & Versatile Dispensing

Advanced Time Pressure FPC further enhances dispensing results:

- Consistent fluid flow
- Programmable pressure settings and process pauses
- Programmable Controller stores up to 30 programs.

For more FPC advantages, refer to Real Time Process Control page.

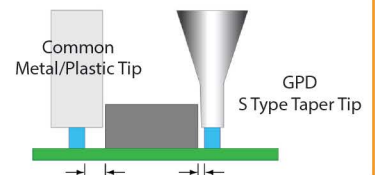
## S Type Taper Nozzles

Unique Design = Numerous Benefits

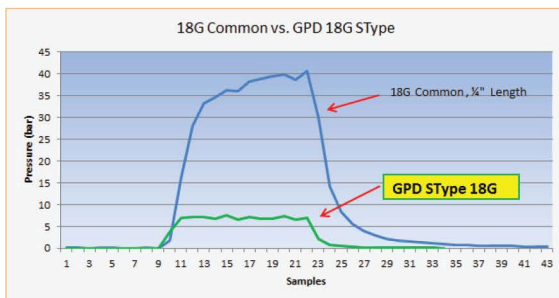
Improves dispensing results by reducing back pressure through a unique conical design, helping prevent clogs caused by pressure build-up in long tubes.



Dramatic difference in DISTANCE between needle tip & component



Dramatic PRESSURE differential between common metal/plastic-housing nozzles & GPD S Type Taper Tips



### Benefits

- Use with any Luer nozzle system.
- Better flow than standard Luer nozzles.
- Better repeatability.
- Less material wicking to nozzle side.
- Smallest O.D. for given I.D.
- More rigid for given I.D.
- Can be cleaned for re-use.
- Special coatings to meet process requirements.

# Summary

## Machines

Machine Overview					
	UltraMAX	MAX	Max II	DS Series	Catalina Series
Work Area (XYZ)	355 x 355 x 50 mm (14" x 14" x 1.97")	358 x 305 x 83 mm (14.1" x 12.0" x 3.25")	358 x 305 x 83 mm (14.1" x 12.0" x 3.25")	609 x 609 x 95 mm (24" x 24" x 3.75")	See details on Catalina Series product page
Drive System	X,Y linear motors; Z servo	Servo	Servo	Servo	Stepping Motor
Accuracy	±0.012mm (0.0005")	±0.0254 mm (±0.001")	±0.0254 mm (±0.001")	±0.038 mm (±0.0015")	—
Acceleration	2g	0.7 g	0.7 g	0.5 g	0.6 g - 0.9 g
Linear Speed	2,000mm/sec (78.7"/sec)	686 mm/sec (27"/sec)	686 mm/sec (27"/sec)	508 mm/sec (20"/sec)	See details by model on Catalina Series product page
Footprint (XY)	92.7cm x 116.2cm x 181.8cm (36.5" x 45.75" x 71.58")	94 cm x 119 cm (36.9" x 47")	135 cm x 119 cm (53" x 47")	185 cm x 166 cm (73" x 65.5")	
Pump Capacity*	1	Up to 2	Up to 2	Up to 3	1
Vision System	Automatic	Automatic	Automatic	Automatic	Automatic

\*Tandem pumps are optional for all machines

## Pumps

Pump Overview									
Pump Type	Volumetric				Precision Auger			Jetting	Time Pressure
Model	PCD3	PCD4	PCD6	PCD7	062	105	186	NCM5000	Time Pressure/FPC
Viscosity Range	1 < 60,000 cps				8,000 - 500 K+ cps			1-400K cps	1-500K+ cps
Dispense Technology	Progressive cavity				Auger			Jet	Pressure
Controls Type	Encoded Motor				Encoded Motor			Pneumatic	Pneumatic
Wetted Materials	HD-POM, Stainless Steel, Anodized Aluminum				Carbide, Stainless Steel			Carbide, or Ceramic EPDM, Viton, or Silicon	Syringe, Nozzle
Smallest Shot Size	1 µL	4 µL	15 µL	60 µL	0.5 nl	3.4 nl	65 nl	2 nL	Varies (call us)
Maximum Flow Rate	1.3 ml/min	6 ml/min	18 ml/min	60 ml/min	N/A			N/A	N/A
Nozzle Type	Luer				Precision or Luer			Flat or Capillary	Luer

## S Type Taper Nozzles

GPD S Type Taper Nozzles						
I.D.	O.D.	Gauge	Metal	Color	Part No.	
1.041 mm / 0.041"	1.245 mm / 0.049"	17 G	PB with EN*	Pink	10/4784	
0.864 mm / 0.034"	1.067 mm / 0.042"	18 G		Tan	10/4785	
0.686 mm / 0.027"	0.889 mm / 0.035"	19 G		Green	10/4786	
0.609 mm / 0.024"	0.813 mm / 0.032"	20 G		Light Blue	10/4787	
0.564 mm / 0.022"	0.635 mm / 0.025"	21 G		Purple	10/4788	
0.437 mm / 0.017"	0.508 mm / 0.020"	22 G		White	10/4789	
0.335 mm / 0.013"	0.406 mm / 0.016"	23 G		Red	10/4790	
0.233 mm / 0.009"	0.305 mm / 0.012"	25 G		Black	10/4791	
<b>Standard Nozzle Sample Kit</b>		<b>17-25 G</b>			<b>see above</b>	<b>10/4783</b>
0.152 mm / 0.006"	0.254 mm / 0.010"	30 G		NS with EN†	Dark Blue	10/4792
0.102 mm / 0.004"	0.200 mm / 0.008"	32 G	Orange		10/4793	
0.051 mm / 0.002"	0.150 mm / 0.006"	---	NS‡	Yellow	10/4794	
<b>µm Nozzle Sample Kit with .002, .004, .006 I.D.</b>			<b>see above</b>	<b>see above</b>	<b>22110499</b>	

KEY:  
 \* PB with EN = Phosphor Bronze with Electroless Nickel Contact GPD Global regarding other standard metals.  
 † NS = Nickel Silver with no plating  
 ‡ NS with EN = Nickel Silver with Electroless Nickel

O.D. Comparison		
Gauge	Medical Tubing O.D.	GPD S Type O.D.
17 G	1.473 mm / 0.058"	1.245 mm / 0.049"
18 G	1.270 mm / 0.050"	1.067 mm / 0.042"
19 G	1.067 mm / 0.042"	0.889 mm / 0.035"
20 G	0.909 mm / 0.036"	0.813 mm / 0.032"
21 G	0.812 mm / 0.032"	0.635 mm / 0.025"
22 G	0.711 mm / 0.028"	0.508 mm / 0.020"
23 G	0.642 mm / 0.025"	0.406 mm / 0.016"
25 G	0.516 mm / 0.020"	0.305 mm / 0.012"

Visit the GPD Global website  
to locate a sales  
representative in your area



**GPD Global® Headquarters**

611 Hollingsworth Street  
Grand Junction, CO 81505 USA  
tel: +1.970.245.0408  
request@gpd-global.com  
www.gpd-global.com

**GPD Global® (Asia Pacific)**

Bayan Lepas, Penang  
11900 Malaysia  
tel: +60.12.555.0909  
sclim@gpd-global.com  
www.gpd-global.com

